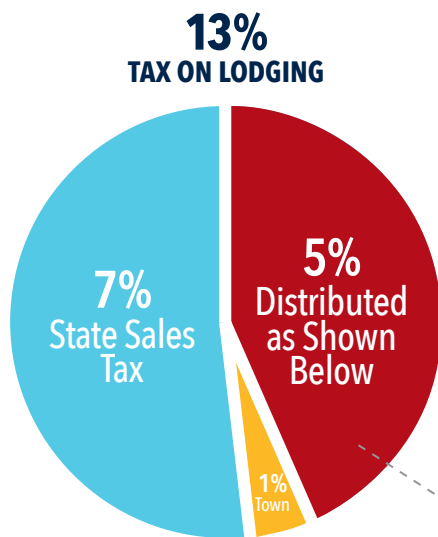


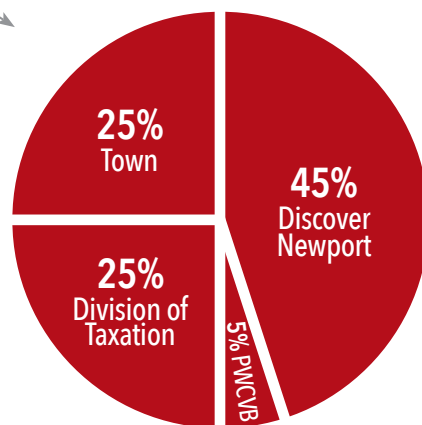
HOW LODGING TAXES ARE DISTRIBUTED

(For hotels and inns, but not for short-term rentals)

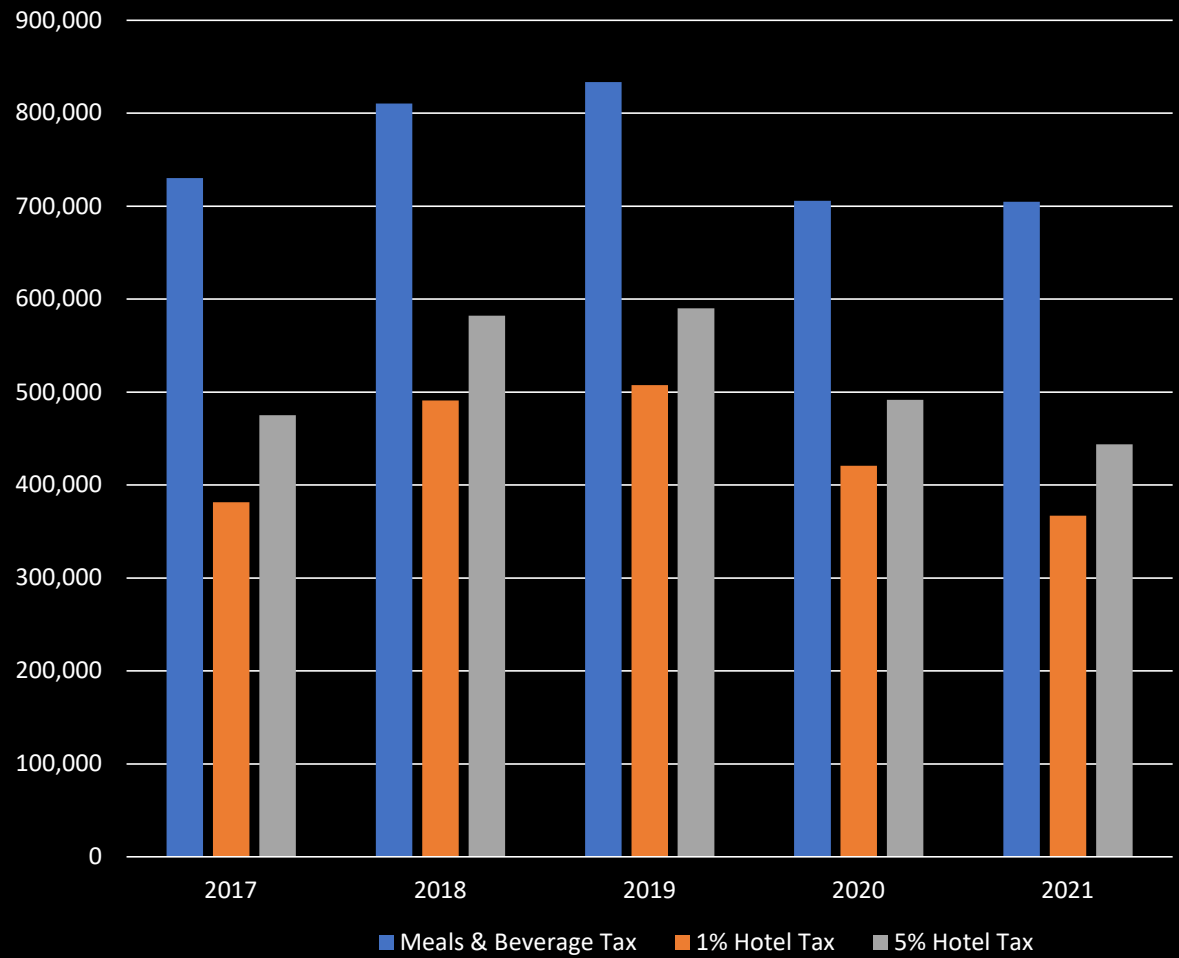
GROSS LODGING REVENUE



Lodging Tax: When a traveler stays in a Newport and Bristol County hotel or inn they pay 13% tax. That is a combination of a 7% state sales tax and a 6% lodging tax. Of the 6% lodging tax, 5% is distributed by a formula; the additional 1% is distributed directly to the city/township.



5 Year Fiscal Analysis





Monthly Trend - Newport

This data is pulled through August 2021. All currency in USD. (*) Entire place properties only.

[Contact us at hello@airdna.co](mailto:hello@airdna.co)

[Terms and Conditions](#)

August 2021 vs August 2020

Available Listings			Booked Listings			Occupancy Rate			Average Daily Rate			RevPAR		
2020	2021	% Chg	2020	2021	% Chg	2020	2021	% Chg	2020	2021	% Chg	2020	2021	% Chg
321	358	11.5%	300	347	15.7%	80%	82%	2.6%	594	693	16.7%	474	567	19.7%

Submarkets (*)

Zipcode 02842

Last Twelve Months August 2021 vs Last Twelve Months August 2020

Available Listings			Booked Listings			Occupancy Rate			Average Daily Rate			RevPAR		
2020	2021	% Chg	2020	2021	% Chg	2020	2021	% Chg	2020	2021	% Chg	2020	2021	% Chg
465	490	5.4%	429	467	8.9%	50%	63%	25.2%	501	590	17.9%	253	373	47.6%

Submarkets (*)

Zipcode 02842

RHODE ISLAND STATE 5.0% HOTEL TAX ALLOCATION TO MUNICIPALITIES 15

FY 2021 Year-to-Date Collections by Component

Municipality	Hotels	Hosting Platforms and Room Resellers *	Grand Total
BARRINGTON	\$ -	\$ 1,630	\$ 1,630
BRISTOL	22,604	4,679	27,283
BURRILLVILLE	-	33	33
CENTRAL FALLS	-	24	24
CHARLESTOWN	4,285	5,556	9,840
COVENTRY	30,844	550	31,395
CRANSTON	9,916	2,205	12,120
CUMBERLAND	-	247	247
EAST GREENWICH	216	828	1,045
EAST PROVIDENCE	30,111	2,070	32,182
EXETER	-	175	175
FOSTER	2,001	29	2,030
GLOCESTER	1,353	72	1,425
HOPKINTON	475	852	1,327
JAMESTOWN	3,009	9,675	12,684
JOHNSTON	5,988	410	6,398
LINCOLN	37,122	163	37,284
LITTLE COMPTON	6,778	3,044	9,823
MIDDLETOWN	410,097	33,530	443,627
NARRAGANSETT	72,202	22,337	94,539
NEWPORT	1,117,024	52,702	1,169,726
NEW SHOREHAM	217,885	3,401	221,286
NORTH KINGSTOWN	37,834	17,531	55,365
NORTH PROVIDENCE	-	1,159	1,159
NORTH SMITHFIELD	1,660	25	1,685
PAWTUCKET	31,802	1,007	32,810
PORTSMOUTH	2,643	7,606	10,249
PROVIDENCE	392,723	38,923	431,646
RICHMOND	4,226	4,314	8,541
SCITUATE	3,768	64	3,832
SMITHFIELD	60,404	759	61,163
SOUTH KINGSTOWN	58,519	12,271	70,790
TIVERTON	95	3,625	3,719
WARREN	-	659	659
WARWICK	318,949	14,077	333,026
WESTERLY	471,944	19,564	491,508
WEST GREENWICH	47,581	315	47,896
WEST WARWICK	51,484	587	52,070
WOONSOCKET	20,386	589	20,975
TOTAL	\$ 3,475,929	\$ 267,287	\$ 3,743,217

* Includes refunds and adjustments to correct payments made in prior periods. The Division of Taxation distributed to municipalities the local hotel tax collected and the municipality share of the state hotel tax collected from hosting platforms, room resellers, and realtors and homeowners in one payment if the total accumulated amount was \$5.00 or more. If the total accumulated amount was less than \$5.00, the amount was carried forward to the next month. For all municipalities, \$7.17 was carried forward to June 2021.

Balancing and Monitoring the Dashboard of Travel-Related Taxes and Fees

An overall view of the taxes and fees (public and private) that contribute to the state and local economy.

